

Antibody-Drug Discovery Service



1. Extensive experience and know-how accumulated since establishment of our company

Development of antibody products: **More than 4,000 items**
Receiving orders of contract services: **More than 10,000 orders over 18 years**



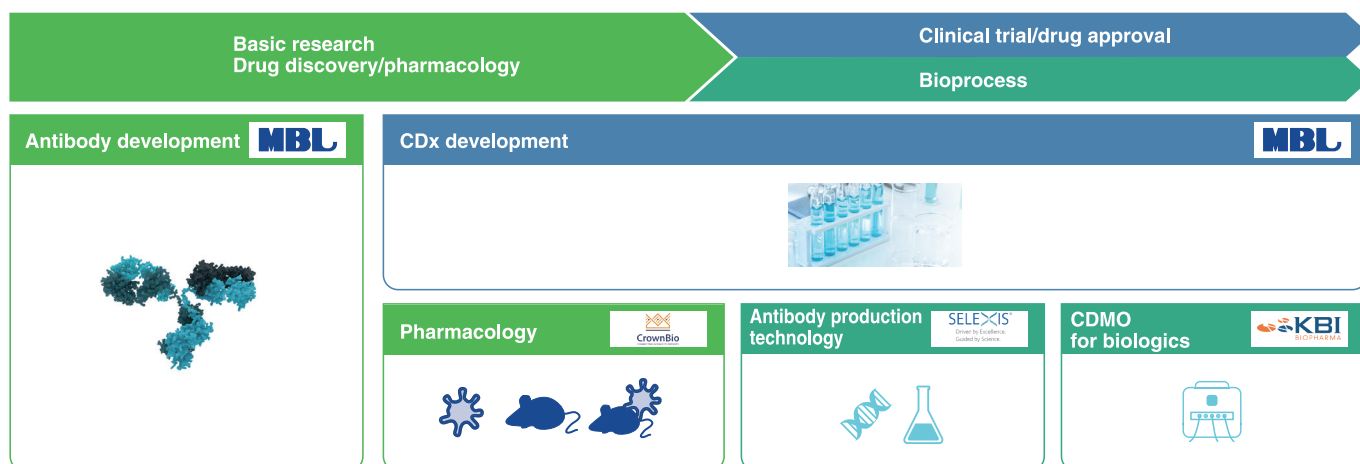
2. Broad range of antibody engineering technologies and ability to respond to various needs

Animal species for producing monoclonal antibodies: **8 species**
Antibody generation-related licenses: **More than 20 licenses**



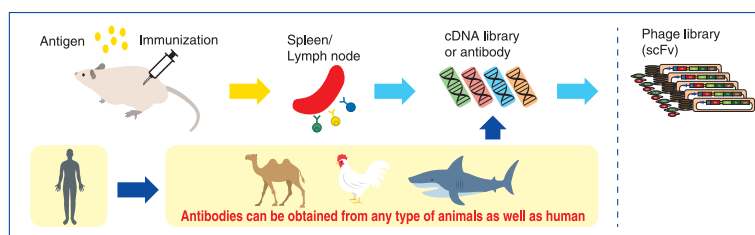
3. Technological competence to develop therapeutic antibody drug seeds

Licensed-out patents: **6 patents**
Target molecules, to which MBL successfully developed antibodies: **More than 200 molecules**



Strength in MBL Monoclonal antibody production technologies

With regard to antibody phage libraries as sources of antibody acquisition, MBL has multiple human antibody libraries created from different races and ages. In addition, MBL is promoting the creation of an in-house library of antibodies derived from animals immunized with the desired target molecules. MBL successfully isolated many patentable fully human monoclonal antibodies using phage display technology, licensed-out to pharmaceutical companies.



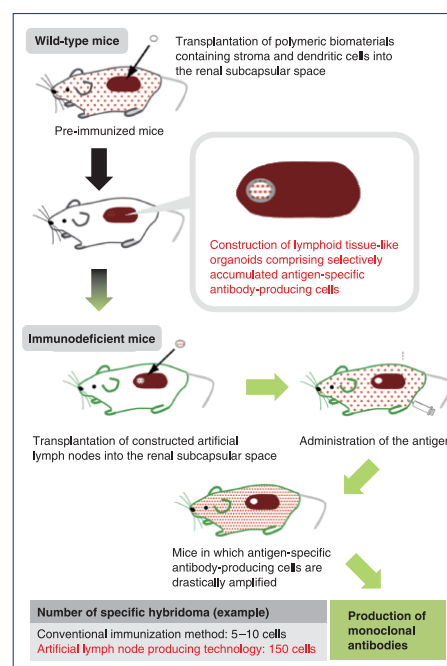
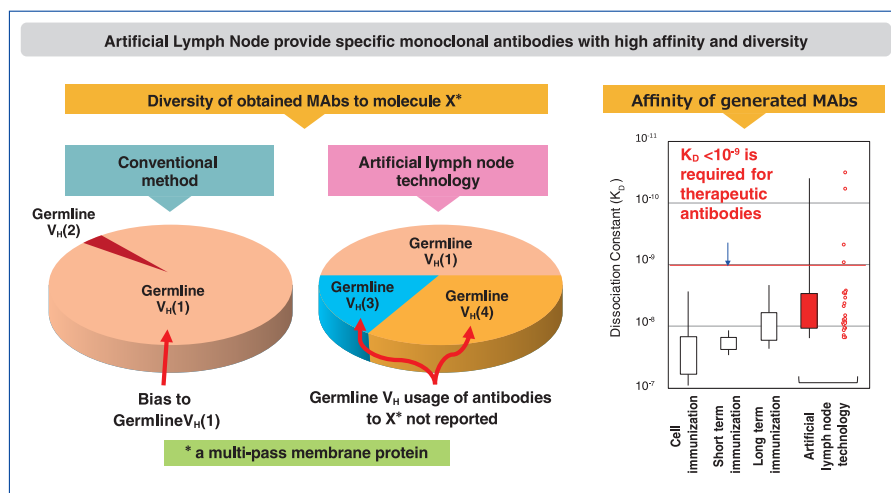
MBL can propose the best solution in each target.

Example of screening of antibodies to GPCR

Library	Immunogen	Method of panning	Evaluation by FCM
Human Ab libraries or Libraries from immunized animals	1) Cell line over expressing full length membrane protein	Cell panning • Ideal for native conformation • Good for PTMs	Detection of GPCR protein on cell line by FCM for scFv Overlay Plot 1 A+ Overlay Plot 1 A- Overlay Plot 1 B+ Overlay Plot 1 B- Overlay Plot 1 C+ Overlay Plot 1 C-
	2) Solubilized membrane protein from cell line	Immobilization to magnetic beads • Presenting target molecule only • Challenging for native conformation	
	3) N-terminus of peptide		
	4) extra cellular loop peptide		

Artificial Lymph Node Technology

MBL's artificial lymph node technology was developed for obtaining high affinity antibodies to target antigens. When an artificial lymph node is formed in a mouse, you can obtain antibodies with 10 to 100 times higher titer than that in normal mice. Also this MBL technology can provide antibodies with extremely high binding affinity for future therapeutic antibodies.



Optimization of antibodies

MBL is capable of producing chimeric antibodies, humanized antibodies, scFv, and other engineered antibodies. The company also has an antibody modification technology (affinity maturation by phage display technology) to dramatically improve the reactivity of antibodies.

The information is as of October 2021. Please contact us for the latest information. Please read the date sheets carefully before use.
Copyright © 2021 MEDICAL & BIOLOGICAL LABORATORIES CO., LTD. All Rights Reserved.

Provided by

MBL MEDICAL & BIOLOGICAL LABORATORIES CO., LTD.
A JSR Life Sciences Company

SUMITOMO FUDOSAN SHIBADAIMON NICHOME BLDG.
2-11-8 Shibadaimon, Minato-ku, Tokyo 105-0012 Japan
TEL: +81-3-6854-3614 E-mail: support@mbl.co.jp
URL: <https://www.mblbio.com/bio/>

